

## Appendix 2: Children in Care Performance Summary

As at month end: September 2023

\*DOT - Direction of travel represents the direction of 'performance' since the previous month showing if the number or percentage has gone up or down. Colours have been added to help distinguish better and worse performance with the exceptions of measures that are for information only. Key Below:-

- ↑ - increase/decrease in number/percentage = improvement in performance
- ↓ - increase/decrease in number/percentage = decline in performance
- - number/percentage remained same as previous month

- ↑ - increase in number/percentage (info measures)
- - remained same as previous month (info measures)
- ↓ - decrease in number/percentage (info measures)

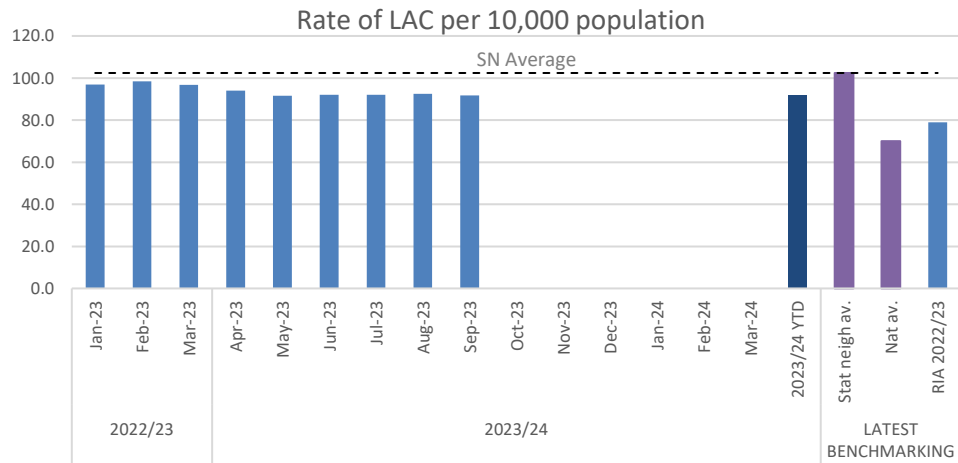
REF NO.	INDICATOR	Success Measures Council Plan Measures 22/25	TIMELINE	DATA NOTE	2023/24					TARGET & TOLERANCES			YR ON YR PERFORMANCE			LATEST BENCHMARKING									
					Jul-23	Aug-23	Sep-23	Qtr 2	2023/24 YTD	Good perf is	DOT* (month)	RAG (month)	Red	Amber	Green (target)	2021/22	2022/23	Yr on Yr trend	Stat neigh av.	Best stat neigh	Nat av.	Top qtile threshold	RIA 2022/23		
4.1	No. of looked after children	TB5	monthly	Count	519	521	517	517	517	info	↓					562	545								
4.2	Rate of looked after children per 10,000 population aged 0-17	CH04	monthly	Rate per 10,000	92.1	92.5	91.8	91.8	91.8	low	↓		95.2+	-	<95.2	97.8	96.7				102.4	56.0	70.0	-	78.9
4.3	No. of admissions of looked after children	TB4	monthly	Count	18	8	20	46	78	info	↑					175	181								
4.4	No. of looked after unaccompanied asylum seeking children (UASC)		monthly	Count	40	39	40	40	40	info	↑						36	New measure 2022/23							
4.5	% of eligible looked after children with an up to date plan		monthly	%	80.0%	79.2%	79.2%	79.2%	79.2%	high	→		<87%	87%+	95%+	96.6%	94.7%								
4.6	% of looked after children visits up to date & completed within timescale of national minimum standard		monthly	%	94.8%	97.3%	93.4%	93.4%	93.4%	high	↓		<90%	90%+	98%+	96.8%	95.6%								
4.7	% of looked after children care plans reviewed within timescales		monthly	%	95.4%	89.3%	88.8%	92.0%	91.9%	high	↓		<87%	87%+	95%+	94.3%	91.5%								
4.8	% of looked after children having an initial health assessment within timescale		monthly	%	83.3%	70.0%	37.5%	66.7%	57.4%	high	↓					68.5%	61.5%								
4.9	% of looked after children with a up to date health assessments		monthly	%	90.3%	89.6%	85.2%	85.2%	85.2%	high	↓		<87%	87%+	95%+	71.0%	78.7%								
4.10	% of looked after children with a up to date dental assessments		monthly	%	80.5%	75.1%	71.1%	71.1%	71.1%	high	↓		<87%	87%+	95%+	44.0%	69.4%								
4.11	No. of looked after children who are known to the Youth Justice Service (YJS)		monthly	Count	10	10	10	10	10	info	→					9	New measure 2022/23								
4.12	No. of children with an Education Health & Care plan in the looked after children cohort		monthly	Count	89	90	88	88	88	info	↓					95	New measure 2022/23								
4.13	No. of looked after children having at least one missing episode within the period		monthly	Count	12	11	17	26	39	info	↑					64	59								
4.14	No. of children who have ceased to be looked after children		monthly	Count	18	6	22	46	101	high	↑					212	195								
4.15	No. of special guardianship orders (SGO) or child arrangement orders (CAO) granted after a period of being looked after children (Legal Status)		monthly	Count	12	3	2	17	39	info	↓					85	72								
4.16	No. of looked after children who have ceased to be looked after due to a special guardianship orders (SGO) or child arrangement orders (CAO)	TB5	monthly	Count	4	0	1	5	13	info	↑					42	39								
4.17	% of looked after children who have ceased to be looked after due to permanence (SGO, CAO, Adoption)		monthly	%	22.2%	16.7%	18.2%	19.6%	22.8%	high	↑		<27%	27%+	35%+	34.8%	30.4%								
4.18	% of long term looked after children in placements which have been stable for at least 2 years		monthly	%	65.3%	64.9%	64.4%	64.4%	64.4%	high	↓		<62%	62%+	70%+	70.2%	65.2%			71.1%	77.0%	71.0%	74.1%	-	
4.19	% of looked after children who have had 3 or more placements - rolling 12 months	OLD	monthly	%	8.5%	7.1%	7.7%	7.7%	7.7%	low	↑		16%+	8%+	<8%	9.3%	9.7%			8.6%	5.0%	10.0%	9.9%	-	
4.20	% of looked after children in a family based setting	OLD	monthly	%	76.3%	75.4%	76.1%	76.1%	76.1%	high	↑		<77%	77%+	85%+	79.4%	77.0%								
4.21	% of looked after children placed with parents or other with parental responsibility (P1)	TB4	monthly	%	4.6%	4.4%	4.8%	4.8%	4.8%	low	↑					4.6%	5.7%								
4.22	% of looked after children in kinship care		monthly	%	6.4%	6.0%	6.0%	6.0%	6.0%	high	→		<8%	8%+	12%+	10.5%	8.1%								
4.23	No. of placements that have been created for children via foster care (approvals)		monthly	Count	3	0	6	9	14	high	↑					13	21								
4.24	No. of adoptions completed within 12 months of SHOBPA		monthly	Count	0	1	3	4	9	high	↑					4	12								
4.25	Av. days between a child becoming looked after and having a adoption placement (A10)		monthly	YTD Average	242.1	242.1	352.0	352.0	352.0	low	↑		487+	-	<487	418.9	492.5			350.1	274.0	367.0	317.5	362.6	
4.26	Av. days between a placement order and being matched with an adoptive family (A2)		monthly	YTD Average	264.3	264.3	216.7	216.7	216.7	low	↓		121+	-	<121	292.2	197.4			160.4	90.0	175.0	135.5	154.0	
4.27	No. of care leavers		monthly	Count	324	321	322	322	322	info	↑					292	319								
4.28	% of eligible looked after children & Care Leavers with an up to date pathway plan		monthly	%	85.2%	82.6%	77.6%	77.6%	77.6%	high	↓					82.8%	74.5%								
4.29	% of care leavers in suitable accommodation		monthly	%	96.0%	96.0%	96.3%	96.3%	96.3%	high	↑		<88%	88%+	96%+	96.6%	97.2%			90.2%	96.0%	88.0%	93.1%	-	
4.30	% of care leavers in employment, education or training		monthly	%	70.4%	71.0%	70.2%	70.2%	70.2%	high	↓		<58%	58%+	66%+	71.6%	69.6%			53.7%	75.0%	55.0%	61.1%	-	
4.31	No. of care leavers who are former unaccompanied asylum seeking children (UASC)		monthly	Count	33	33	36	36	36	info	↑					29	New measure 2022/23								

LOOKED AFTER CHILDREN

## Children in care (CIC)

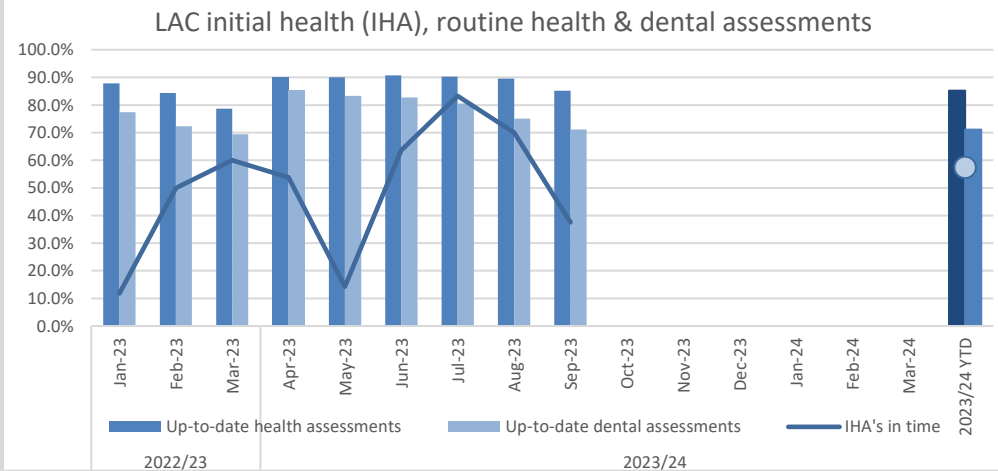
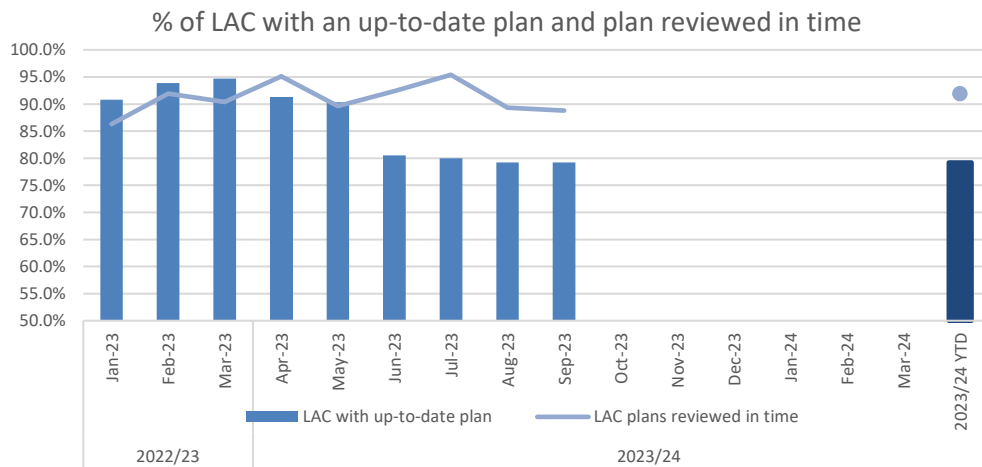
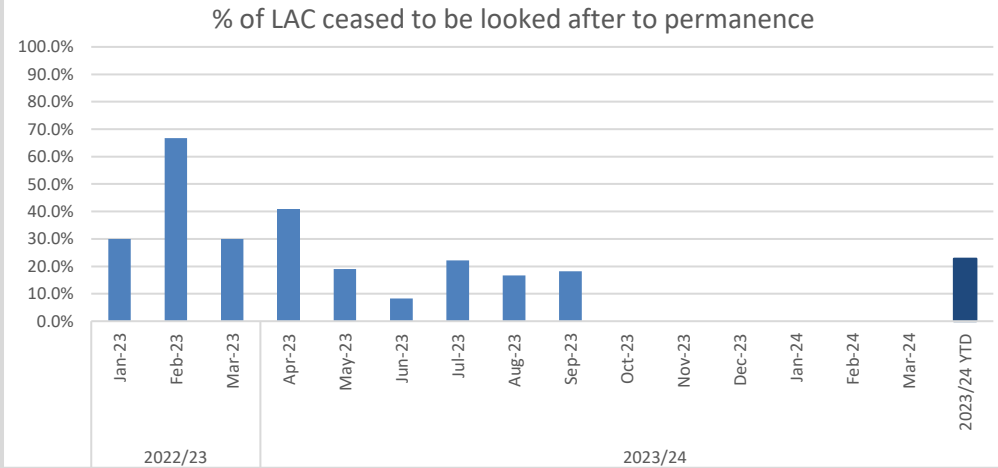
Children in care are children who have become the responsibility of the local authority either voluntarily by parents struggling to cope or through an intervention by children's services because a child is at risk of significant harm. Looked after children (LAC) review meetings are convened to consider the plan for the welfare of LAC and how to achieve permanence for them within a timescale that meets their needs. The LA is responsible for visiting LAC wherever they are living to ensure his/her welfare continues to be safeguarded and promoted and the LA should ensure that every LAC has his/her health needs fully assessed and a health plan clearly set out.

**517 LAC as at period end**



**78 Admissions (ytd)**

**101 Discharges (ytd)**



**93.4%** of LAC visits are up-to-date & complete (NMS)

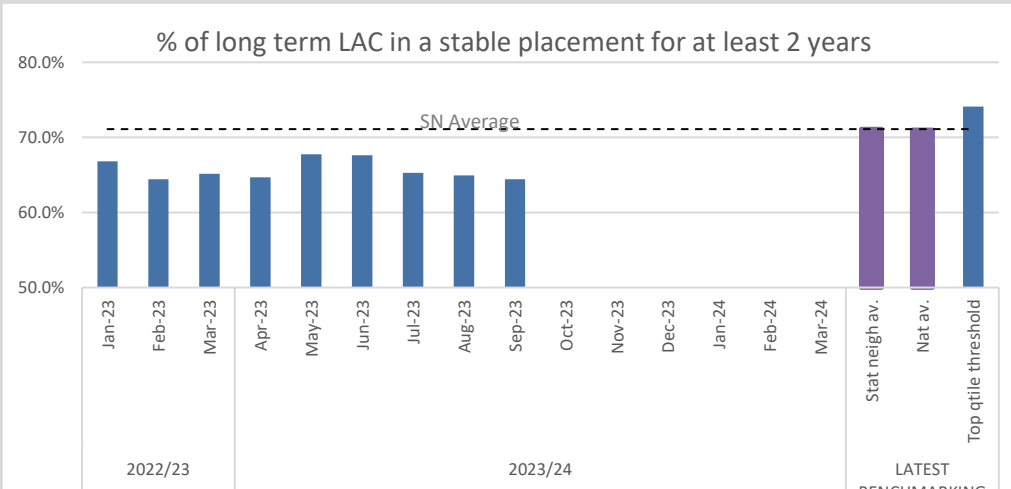
(National minimum standard is within 1wk of placement, then 6wkly till in placement for 1yr, then 12wkly after.)

**57.4%** of IHA's completed in time (ytd)

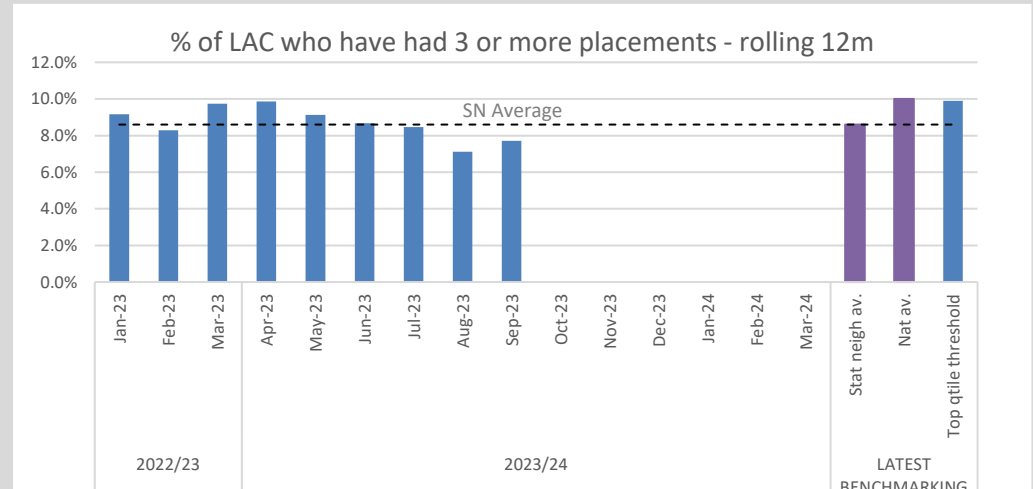
# Placements

A LAC placement is where a child has become the responsibility of the local authority (LAC) and is placed with foster carers, in residential homes or with parents or other relatives. A foster care family provide the best form of care for most looked after children. Rotherham would like most of its children to be looked after by its own carers so that they remain part of their families and community.

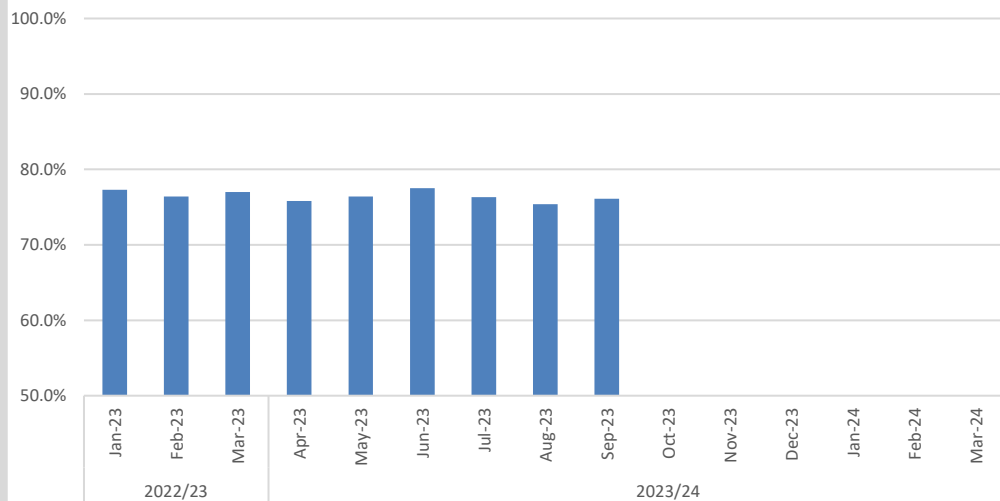
**64.4%** of long term LAC in a stable placement for 2 years+



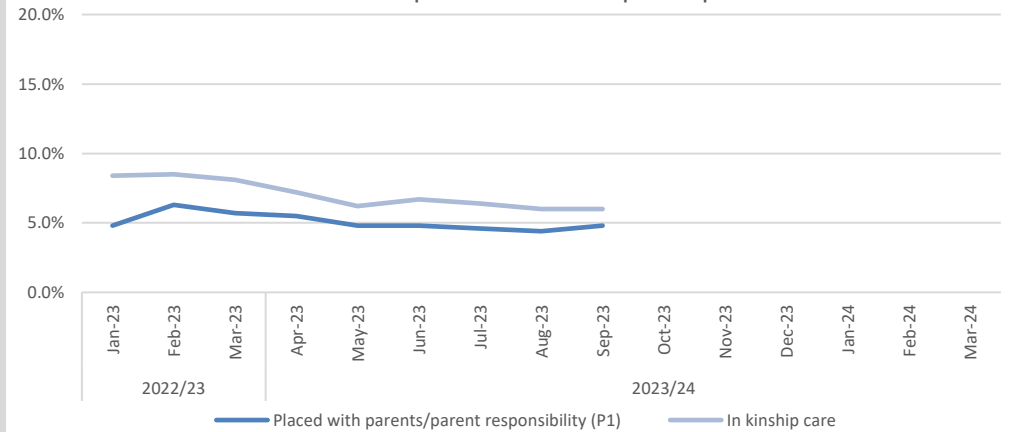
**7.7%** of LAC have had 3+ placements as at period end



**% of children in a family based placement**



**% of children in a parental or kinship care placement**



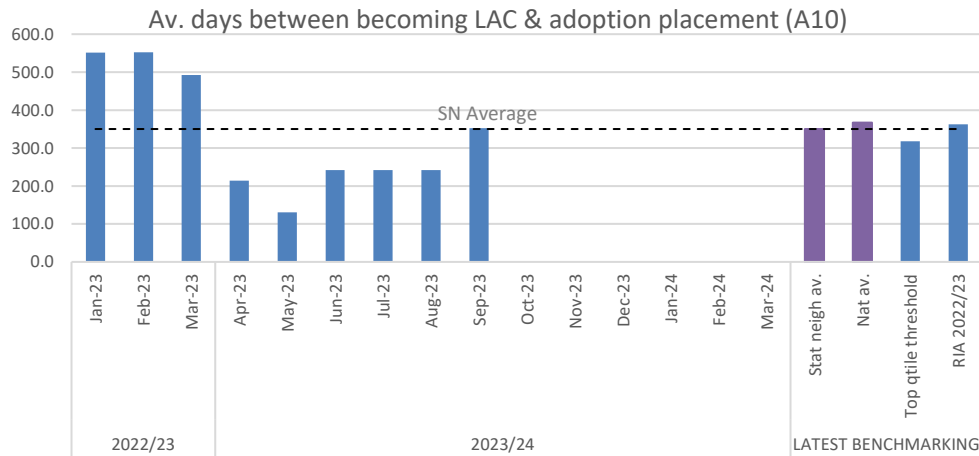
**14** placements created via foster carer approvals (ytd)

## Adoptions & Care Leavers

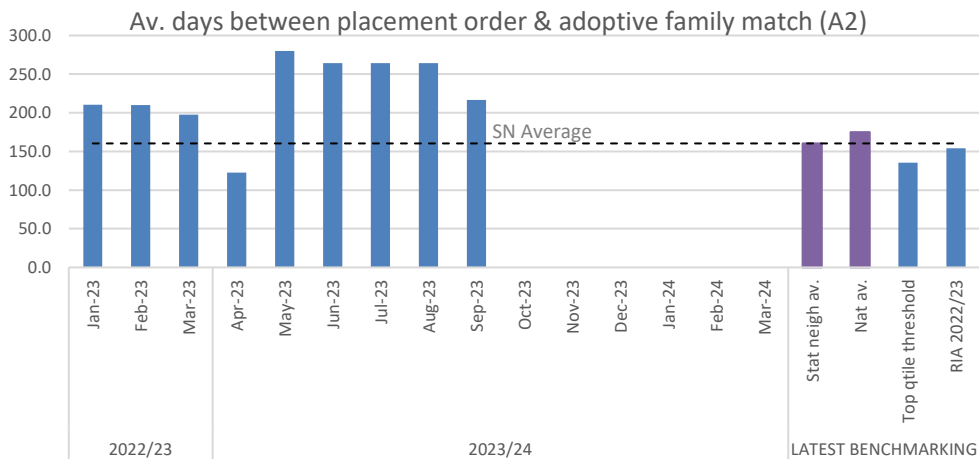
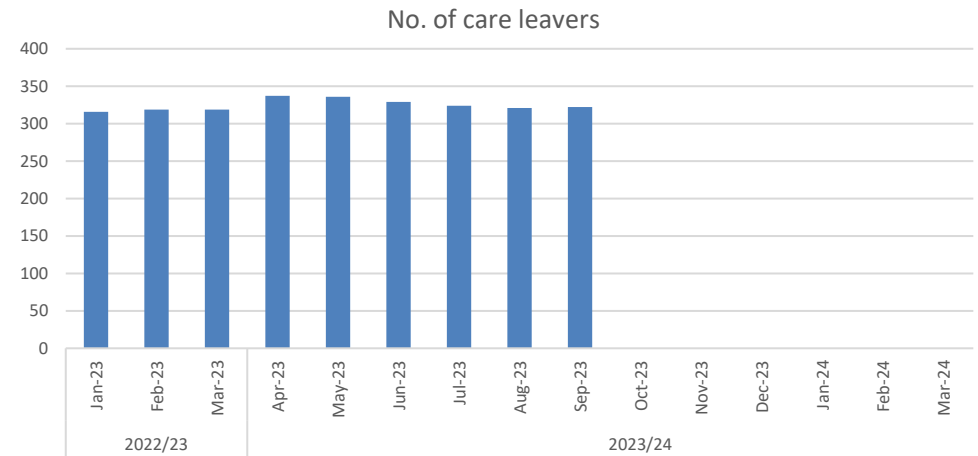
Following a child becoming looked after, it may be deemed suitable for a child to become adopted which is a legal process of becoming a non-biological parent. The date this is agreed to be in the best interests of the child is known as their 'SHOBPA'. Following this a family finding process is undertaken to find a suitable match based on the child's needs, followed by placement with their adopter(s). Placement are monitored and assessed before the final adoption order is granted.

A care leaver is, a person 25yrs or under; has been looked after by a LA for 13wks+ since 14yrs; and has been looked after by a LA at school-leaving age or after.

### Adoptions



### Care Leavers



**322** care leavers as at the period end

**77.6%** of eligible LAC & care leavers had an up to date pathway plan at the period end

**96.3%** of care leavers were in suitable accommodation at the period end

**70.2%** of care leavers were in employment, education or training at the period end

**9** adoptions completed within 12 months of SHOBPA (ytd)